





# Initial Public Offering

Dezember 2008



# Disclaimer

This presentation has been prepared by, and is the sole responsibility of, Joulever Inc. (the “Company”) and its director. This presentation does not constitute or form any part of any offer or invitation or inducement to sell or issue, or any solicitation of any offer to purchase or subscribe for, any shares or other securities of the Company, nor shall it or any part of it or the fact of its distribution form the basis of, or be relied on in connection with, any contract therefor.

This presentation has not been approved for the purposes of section 21 of the Financial Services and Markets Act 2000 and is directed only at persons who fall within Article 12 (“Communications to overseas recipients”), Article 19 (“Investment professionals”) and Article 49(2)(a) to (d) (“High net worth companies, unincorporated associations etc”) of the Financial Services and Markets Act 2000 (Financial Promotion) Order 2001 (such persons being referred to as “relevant persons”).

This presentation and its contents are confidential and should not be distributed, published or reproduced, in whole or part, or disclosed by recipients directly or indirectly to any other person. In particular, this presentation is not for publication or distribution or release in the United States of America (including its territories and possessions, any State of the United States of America and the District of Columbia), Australia, Canada or Japan or to any other country where such distribution may lead to a breach of any law or regulatory requirement. The information contained herein does not constitute or form part of an offer or solicitation of an offer to purchase or subscribe for securities for sale in the United States, Australia, Canada or Japan or any other jurisdiction. The securities referred to herein have not been and will not be registered under the United States Securities Act of 1933, as amended and may not be offered or sold in the United States or to or for the benefit of US persons unless they are registered or exempt from registration under applicable law or in transactions that are exempt from registration.

# Joulever – eine Vision

2008: Der Welt gehen die Reserven aus:

Erdöl: um 2035

Erdgas: vor 2040

Kohle: bis 2100

Uran: bis 2040

06.12.2009: Zeit für eine neue Ära:

ohne Kernkraftwerke

keine Abhängigkeit von schwindenden  
Energievorkommen

Massive Reduktion des Treibhauseffektes

Ohne Umweltverschmutzung

# Kalte Fusion – nichts ist unmöglich

Verschmelzung von Wasserstoff in den Isotopen Protium, Deuterium und Tritium an der Oberfläche von Palladiumelektroden

Diffusion des Wasserstoffs – Delokalisierung der Elektronen  
=> Überwindung der Coulomb-Abstoßung und Verschmelzung unter Freisetzung von Energie

Testimonial: Dr. Sergej Kojactoff: Nachweis von der Entstehung von Tritium, Neutronenstrahlen und einer Überschuss-Wärmeproduktion

Jouleever Inc. hat bewiesen:

Kernfusion ist bei normaler Raumtemperatur möglich!

# It`s Character that creates Impact.

1996 Harvard Business School

1999 Gründer von H2Go Inc.

2008 Visionär der Joulever Inc.



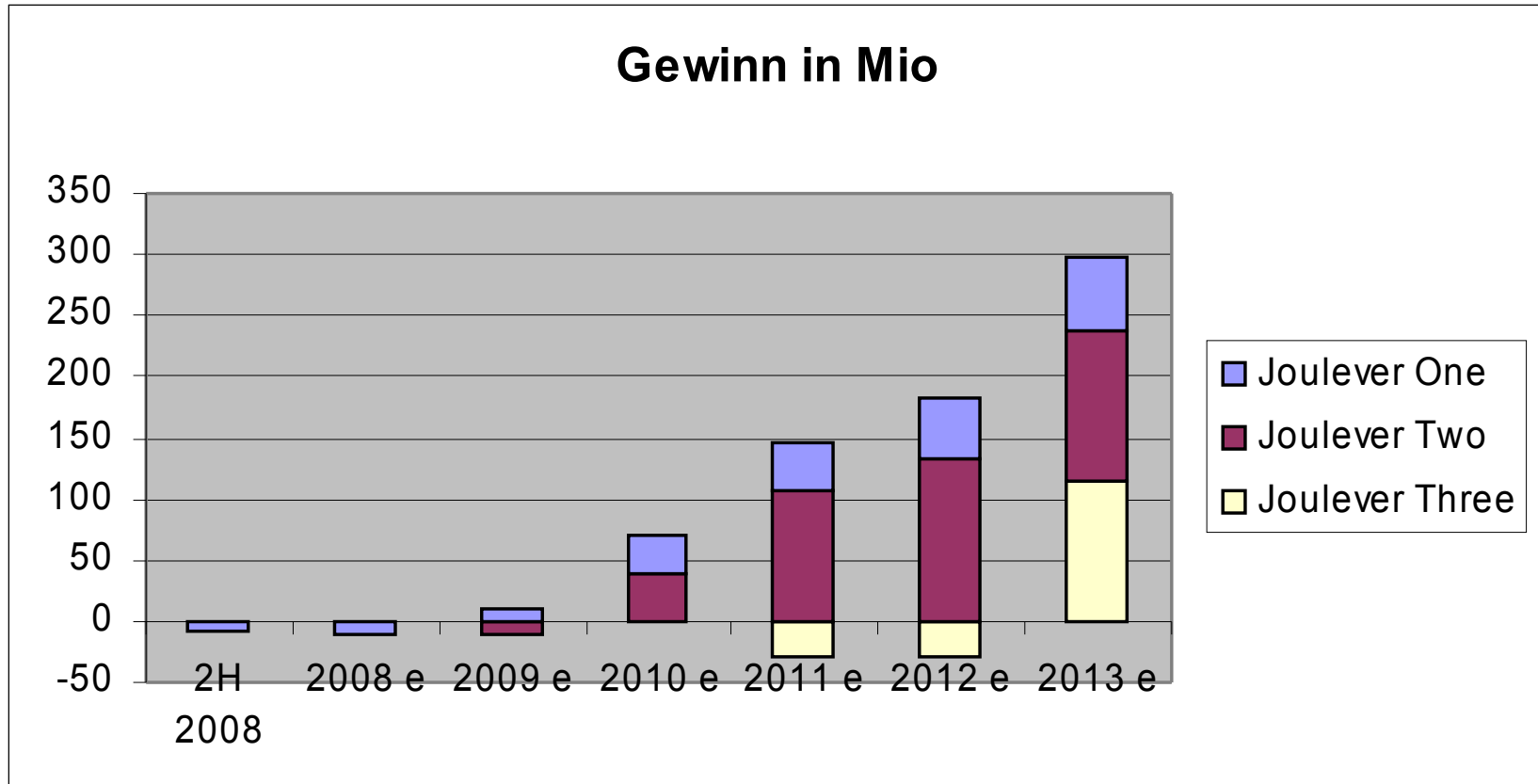
# Business Case

Break Even in 2010

Return on Equity  $> 20\%$  wird in 2013  
erreicht

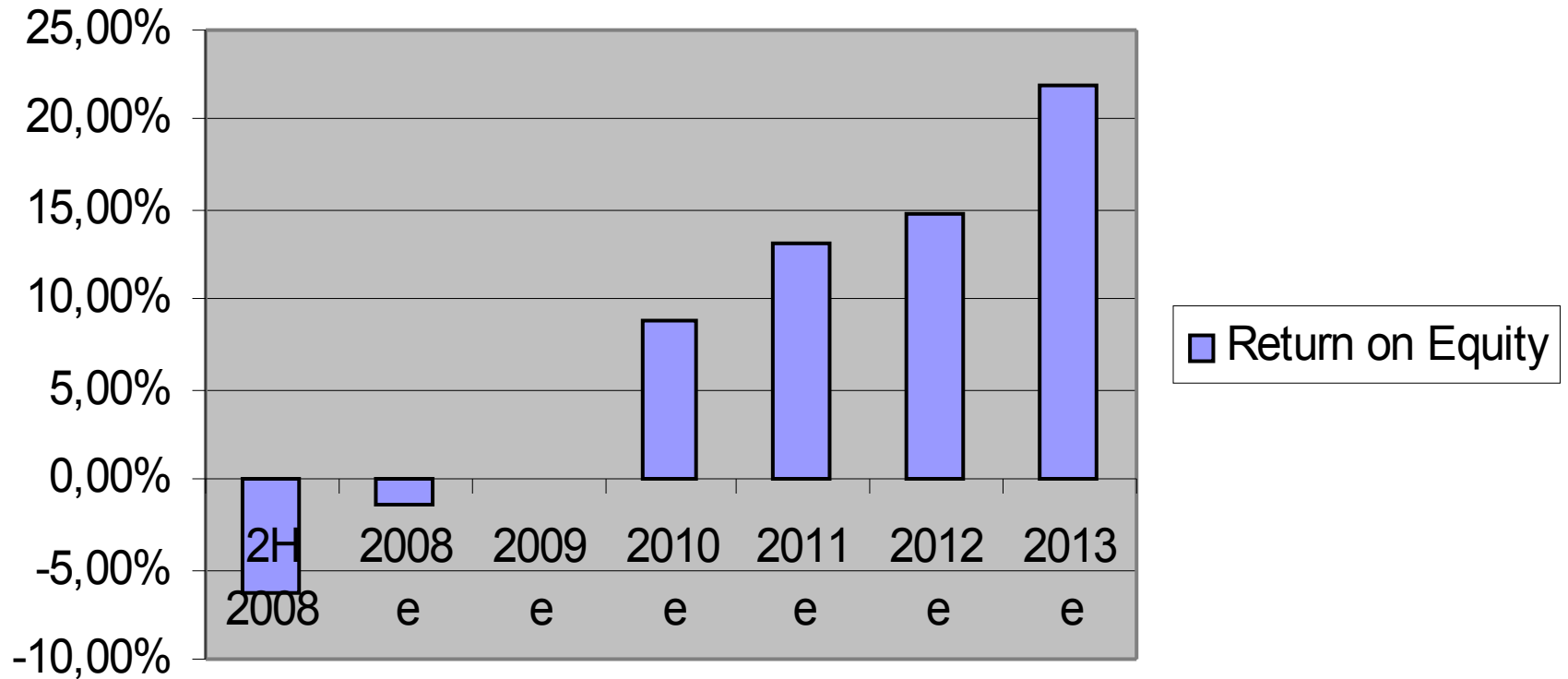
EK-Quote wird schrittweise auf 30-40%  
gesenkt

# Dynamische Ertragssituation

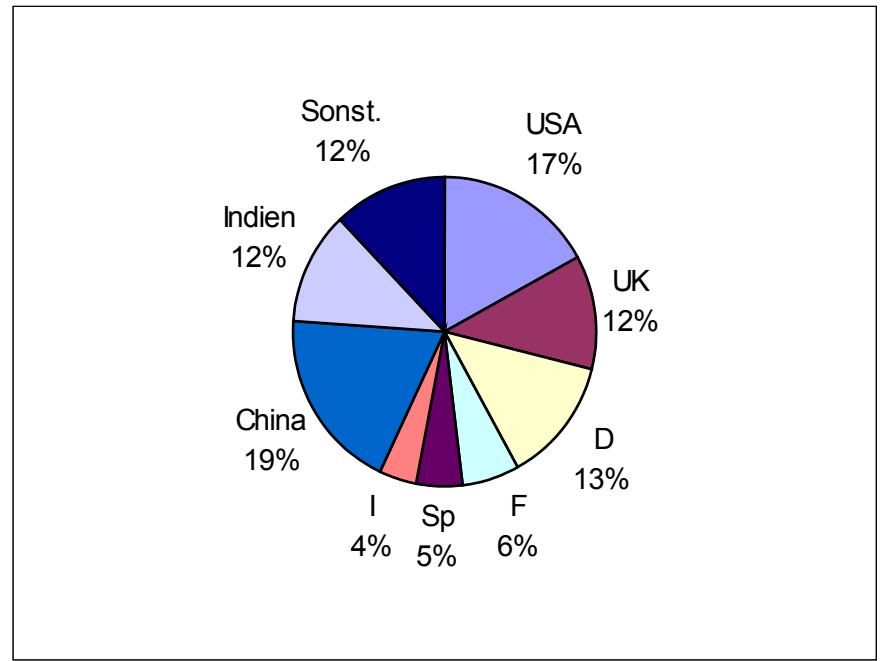
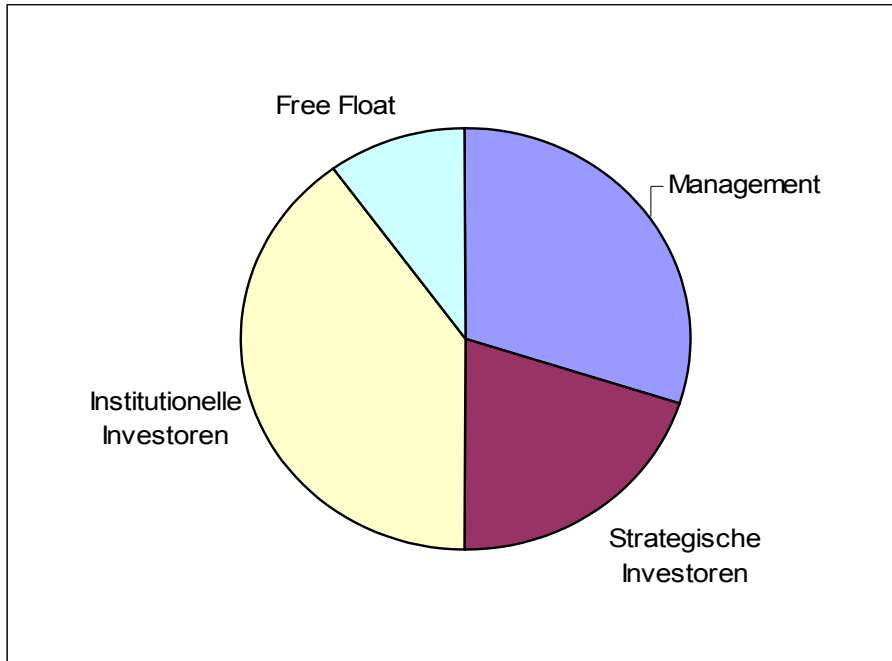


# Rendite für die Aktionäre

Return on Equity



# Geplante Aktionärsstruktur



# Bilanz

Jahr	2008 e	2009 e	2010 e	2011 e	2012 e	2013 e
<b>Anlagevermögen</b>						
Grundstücke	2.300.000,00	8.200.000,00	14.200.000,00	14.200.000,00	14.200.000,00	14.200.000,00
Immobilien	250.000.000,00	550.000.000,00	750.000.000,00	850.000.000,00	850.000.000,00	850.000.000,00
Anlagen	180.000.000,00	580.000.000,00	1.080.000.000,00	1.680.000.000,00	1.680.000.000,00	1.680.000.000,00
<b>Umlaufvermögen</b>						
Vorräte	75.000.000,00	100.000.000,00	120.000.000,00	160.000.000,00	185.000.000,00	210.000.001,00
Liquide Mittel	412.856.192,00	101.956.192,00	170.456.192,00	53.956.192,00	133.456.192,00	354.956.191,00
<b>Aktiva</b>	<b>920.156.192,00</b>	<b>1.340.156.192,00</b>	<b>2.134.656.192,00</b>	<b>2.758.156.192,00</b>	<b>2.862.656.192,00</b>	<b>3.109.156.192,00</b>
<b>Eigenkapital</b>						
Gezeichnetes	720.000.000,00	710.000.000,00	710.000.000,00	779.500.000,00	898.000.000,00	1.052.500.000,00
Jahresgewinn -	10.000.000,00	-	69.500.000,00	118.500.000,00	154.500.000,00	296.500.000,00
<b>Fremdkapital</b>						
Langfristige V	154.672.287,00	554.672.287,00	1.254.672.287,00	1.724.672.287,00	1.684.672.287,00	1.644.672.287,00
Kurzfristige V€	55.483.905,00	75.483.905,00	100.483.905,00	135.483.905,00	125.483.905,00	115.483.905,00
<b>Passiva</b>	<b>920.156.192,00</b>	<b>1.340.156.192,00</b>	<b>2.134.656.192,00</b>	<b>2.758.156.192,00</b>	<b>2.862.656.192,00</b>	<b>3.109.156.192,00</b>